



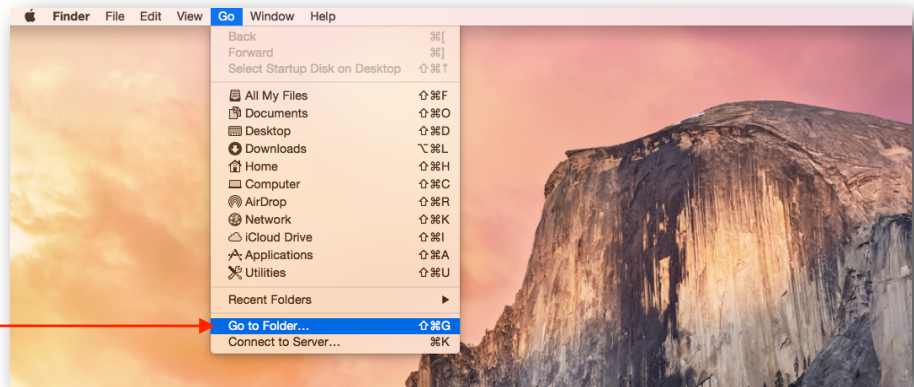
Echo Desktop Fix

If Echo Desktop crashes whenever you attempt to open in, follow these instructions. Repeat before you re-open the application again.

Click on the Finder

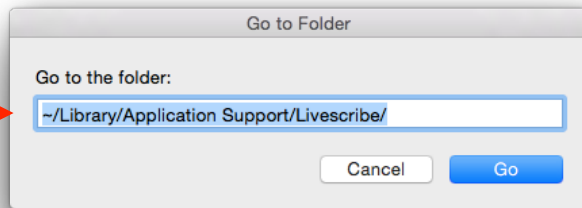
Click on the "Go" menu at the top of the screen

Select "Go to Folder..."

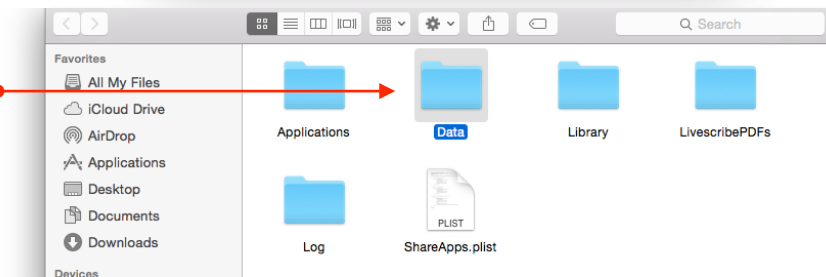


Type in this path
(type it exactly as written)

~/Library/Application Support/Livescribe



2-finger click on the "Data" folder



Choose "move to trash"
restart Echo Desktop

